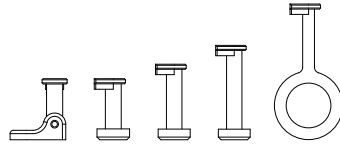


ADAPROX

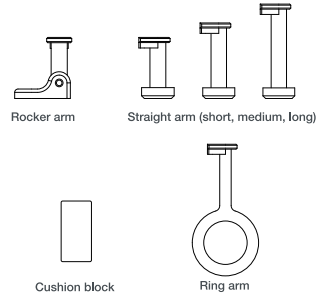
Fingerbot ToolPack



User Manual

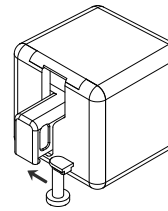
• Overview

Adaprox Fingerbot ToolPack is an extension pack of Fingerbot. It contains a rocker arm, a ring arm, straight arms with different lengths, 3M tapes, and two cushion blocks.



• Straight Arm

Fingerbot's arm is replaceable. You can install the arm by following the picture below. We provide three straight arms with different lengths to assist Fingerbot better fitting various button-control cases.

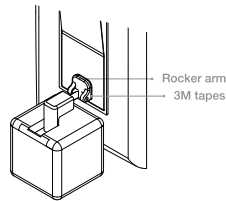


ADAPROX

• Rocker Arm

Fingerbot makes use of the rocker arm to push and pull the switch button to change the switch status of equipment. Please follow the instructions below to install the rocker arm.

1. After connecting Fingerbot with the Adaprox Home App, set Fingerbot to the 'Switch' mode.
2. Move the arm of Fingerbot to the bottom and fix the Fingerbot on the switch panel.
3. Tear off the tape covering on the rocker arm to stick the arm to the switch button.
4. After ensuring the firmness, use the Adaprox Home App to adjust the rising range of Fingerbot's arm, so that its movement range can be adapted to the switch button.
5. If the app is showing the opposite status to the actual status, please use the 'invert' function to invert the display mode.

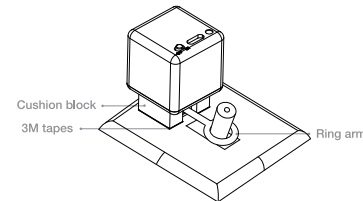


• Ring Arm

Fingerbot makes use of the ring arm to push and pull the toggle switch to change the switch status of equipment. Please follow the instructions below to install the ring arm.

1. After connecting Fingerbot with the Adaprox Home App, set Fingerbot to the 'Switch' mode.
2. Following the picture, fix two cushion blocks to Fingerbot with tape.

3. Put the ring of the arm on the toggle button, and tear off the tape covering on the other side of the cushion block to fix the Fingerbot on the switch panel.
4. After ensuring the firmness, use the Adaprox Home App to adjust the movement range of Fingerbot's arm, so that its movement range can be adapted to the toggle.



• Cautions

1. Fingerbot arms are small in size. To avoid swallowing accidents, please keep them out of reach of children.
2. Do not hinder the movement of the Fingerbot's arm when it is working. Otherwise it may cause the arm to fall off and damage to the motor inside Fingerbot.